





Specifications


Hardware Features & Performance

Product Picture			
Model		TL-SG3428 V2.0	TL-SG3428MP V2.0
General	Interface	24 10/100/1000Mbps RJ45 Ports 4 Gigabit SFP Slots	
	Console	1 RJ45 Console Port, 1 Micro-USB Console Port	
	Flash	32 MB	
	DRAM	256 MB	
	Port Standard	IEEE 802.3i:10BASE-T Ethernet; IEEE 802.3u:100BASE-X Fast Ethernet; IEEE 802.3ab:1000BASE-T Gigabit Ethernet; IEEE 802.3z:1000BASE-X Gigabit Ethernet (Optical fiber)	
PoE	PoE Standard	-	802.3af/at
	PoE Ports	-	24, up to 30 W
	PoE Power Budget	-	384 W
Performance	Switching Capacity	56 Gbps	
	Packet Forwarding Rate	41.66 Mpps	
	MAC Address Table	16K	
	Packet Buffer	12 Mbit	
	Transmission Method	Store and Forward	
	Number of IP Interfaces	16	
	Number of Static Routers	48 (IPv4, IPv6)	
	Jumbo Frame	9 KB	
Physical & Environmet	Power Supply	100-240 V AC~50/60 Hz	
	Max Power Consumption	19.9 W (220 V/50 Hz)	34.4 W (110 V/60 Hz) (no PD connected) 465.8 W (110 V/60 Hz) (with 384 W PD connected)
	Max Heat Dissipation	67.73 BTU/hr (220 V/50 Hz)	117.38 BTU/hr (110 V/60 Hz) (no PD connected) 1589.31 BTU/hr (110 V/60 Hz) (with 384 W PD connected)
	Standby Power Consumption	8.4 W (220 V/50 Hz)	20.8 W (110 V/60 Hz)
	Dimensions (W x D x H)	17.3 × 7.1 × 1.7 in (440 × 180 × 44 mm)	17.3 × 13.0 × 1.7 in (440 × 330 × 44 mm)
	Fan Quantity	Fanless	2
	Installation	Rack Mountable	
	Operating Temperature	0 °C to 45 °C (32 °F to 113 °F)	
	Storage Temperature	-40 °C to 70 °C (-40 °F to 158 °F)	
	Operation Humidity	10% to 90% RH, non-condensing	
	Storage Humidity	5% to 90% RH, non-condensing	
	Certification	CE, FCC, RoHS	

Hardware Features & Performance

Product Picture			
Model		TL-SG3452	TL-SG3452P
General	Interface	48 10/100/1000Mbps RJ45 Ports, 4 Gigabit SFP Slots	
	Console	1 RJ45 Console Port, 1 Micro-USB Console Port	
	Flash	32 MB	
	DRAM	256 MB	
Port Standard		IEEE 802.3i:10BASE-T Ethernet; IEEE 802.3u:100BASE-X Fast Ethernet; IEEE 802.3ab:1000BASE-T Gigabit Ethernet; IEEE 802.3z:1000BASE-X Gigabit Ethernet (Optical fiber)	
PoE	PoE Standard	-	802.3af/at
	PoE Ports	-	48, up to 30 W
	PoE Power Budget	-	384 W
Performance	Switching Capacity	104 Gbps	
	Packet Forwarding Rate	77.38 Mpps	
	MAC Address Table	16K	
	Packet Buffer	12 Mbit	
	Transmission Method	Store and Forward	
	Number of IP Interfaces	16	
	Number of Static Routers	48 (IPv4, IPv6)	
	Jumbo Frame	9 KB	
Physical & Environmet	Power Supply	100-240 V AC~50/60 Hz	
	Max Power Consumption	34.86 W (220 V/50 Hz)	52.53 W (110 V/60 Hz) (no PD connected) 485.4 W (110 V/60 Hz) (with 384 W PD connected)
	Max Heat Dissipation	118.94 BTU/hr (220 V/50 Hz)	179.13 BTU/hr (110 V/60 Hz) (no PD connected) 1656.19 BTU/hr (110 V/60 Hz) (with 384 W PD connected)
	Standby Power Consumption	11.65 W (220 V/50 Hz)	27.2 W (110 V/60 Hz)
	Dimensions (W x D x H)	17.3 × 8.7 × 1.7 in (440 × 220 × 44 mm)	17.3 × 13.0 × 1.7 in (440 × 330 × 44 mm)
	Fan Quantity	Fanless	3
	Installation	Rack Mountable	
	Operating Temperature	0 °C to 40 °C (32 °F to 104 °F)	
	Storage Temperature	-40 °C to 70 °C (-40 °F to 158 °F)	
	Operation Humidity	10% to 90% RH, non-condensing	
	Storage Humidity	5% to 90% RH, non-condensing	
	Certification	CE, FCC, RoHS	

Hardware Features & Performance

Product Picture		
Model		TL-SG3210
General	Interface	8 10/100/1000Mbps RJ45 Ports 2 Gigabit SFP Slots
	Console	1 RJ45 Console Port, 1 Micro-USB Console Port
	Flash	32 MB
	DRAM	256 MB
	Port Standard	IEEE 802.3i:10BASE-T Ethernet; IEEE 802.3u:100BASE-X Fast Ethernet; IEEE 802.3ab:1000BASE-T Gigabit Ethernet; IEEE 802.3z:1000BASE-X Gigabit Ethernet (Optical fiber)
PoE	PoE Standard	-
	PoE Ports	-
	PoE Power Budget	-
Performance	Switching Capacity	20 Gbps
	Packet Forwarding Rate	14.89 Mpps
	MAC Address Table	8K
	Packet Buffer	4.1 Mbit
	Transmission Method	Store and Forward
	Number of IP Interfaces	16
	Number of Static Routers	48 (IPv4, IPv6)
	Jumbo Frame	9 KB
Physical & Environmet	Power Supply	100-240 V AC~50/60 Hz
	Max Power Consumption	6.84 W (220 V/50 Hz)
	Max Heat Dissipation	23.33 BTU/hr (220 V/50 Hz)
	Standby Power Consumption	1.91 W (220 V/50 Hz)
	Dimensions (W x D x H)	11.6 x 7.1 x 1.7 in (294 x 180 x 44 mm)
	Fan Quantity	Fanless
	Installation	Rack Mountable
	Operating Temperature	0 °C to 45 °C (32 °F to 113 °F)
	Storage Temperature	-40 °C to 70 °C (-40 °F to 158 °F)
	Operation Humidity	10% to 90% RH, non-condensing
	Storage Humidity	5% to 90% RH, non-condensing
Certification	CE, FCC, RoHS	

Software Features

Model	TL-SG3428 V2.0/TL-SG3428MP V2.0/TL-SG3452/TL-SG3452P/TL-SG3210	
SDN Support	<ul style="list-style-type: none"> • Support Omada Hardware Controller (OC200/OC300), Software Controller, Cloud-Based Controller • Automatic Device Discovery • Batch Configuration • Batch Firmware Upgrading 	<ul style="list-style-type: none"> • Intelligent Network Monitoring • Abnormal Event Warnings • Unified Configuration • Reboot Schedule • ZTP (Zero-Touch Provisioning)*
L3 Features	<ul style="list-style-type: none"> • 16 IPv4/IPv6 Interfaces • Static Routing <ul style="list-style-type: none"> - 48 static routes • Static ARP <ul style="list-style-type: none"> - 128 static entries • 316 ARP Entries (512 ARP Entries for TL-SG3428 V2.0 & TL-SG3428MP V2.0) 	<ul style="list-style-type: none"> • Proxy ARP • Gratuitous ARP • DHCP Server • DHCP Relay <ul style="list-style-type: none"> - DHCP interface relay - DHCP VLAN relay • DHCP L2 Relay
L2 Features	<ul style="list-style-type: none"> • Link Aggregation <ul style="list-style-type: none"> - Static link aggregation - 802.3ad LACP - Up to 8 aggregation groups and up to 8 ports per group • Spanning Tree Protocol <ul style="list-style-type: none"> - 802.1d STP - 802.1w RSTP - 802.1s MSTP - STP Security: TC Protect, BPDU Filter, BPDU Protect, Root Protect, Loop Protect 	<ul style="list-style-type: none"> • Loopback Detection <ul style="list-style-type: none"> - Port based - VLAN based • Flow Control <ul style="list-style-type: none"> - 802.3x Flow Control - HOL Blocking Prevention • Mirroring <ul style="list-style-type: none"> - Port Mirroring - CPU Mirroring - One-to-One - Many-to-One - Tx/Rx/Both
L2 Multicast	<ul style="list-style-type: none"> • Supports 511 (IPv4, IPv6) IGMP groups • IGMP Snooping <ul style="list-style-type: none"> - IGMP v1/v2/v3 Snooping - Fast Leave - IGMP Snooping Querier - IGMP Authentication • IGMP Authentication • MVR 	<ul style="list-style-type: none"> • MLD Snooping <ul style="list-style-type: none"> - MLD v1/v2 Snooping - Fast Leave - MLD Snooping Querier - Static Group Config - Limited IP Multicast • Multicast Filtering: 256 profiles and 16 entries per profile
VLAN	<ul style="list-style-type: none"> • VLAN Group <ul style="list-style-type: none"> - Max 4K VLAN Groups • 802.1Q Tagged VLAN • MAC VLAN: 12 Entries (30 Entries for TL-SG3428 V2.0 & TL-SG3428MP V2.0) • Protocol VLAN: Protocol Template 16, Protocol VLAN 16 	<ul style="list-style-type: none"> • Private VLAN • GVRP • VLAN VPN (QinQ) <ul style="list-style-type: none"> - Port-Based QinQ - Selective QinQ • Voice VLAN
QoS	<ul style="list-style-type: none"> • 8 priority queues • 802.1p CoS/DSCP priority • Queue scheduling <ul style="list-style-type: none"> - SP (Strict Priority) - WRR (Weighted Round Robin) - SP+WRR • Bandwidth Control <ul style="list-style-type: none"> - Port/Flow based Rating Limiting 	<ul style="list-style-type: none"> • Smoother Performance • Action for Flows <ul style="list-style-type: none"> - Mirror (to supported interface) - Redirect (to supported interface) - Rate Limit - QoS Remark

* Zero-Touch Provisioning is supported when using Omada Cloud-Based Controller

Software Features

Model	TL-SG3428 V2.0/TL-SG3428MP V2.0/TL-SG3452/TL-SG3452P/TL-SG3210	
ACL	<ul style="list-style-type: none"> • MAC ACL <ul style="list-style-type: none"> - Source MAC - Destination MAC - VLAN ID - User Priority - Ether Type • IP ACL <ul style="list-style-type: none"> -Source IP - Destination IP - Fragment - IP Protocol - TCP Flag 	<ul style="list-style-type: none"> - TCP/UDP Port - DSCP/IP TOS - User Priority • Combined ACL • IPv6 ACL • Policy <ul style="list-style-type: none"> - Mirroring - Redirect - Rate Limit - QoS Remark • ACL apply to Port/VLAN • Time-based ACL
Security	<ul style="list-style-type: none"> • IP-MAC-Port Binding <ul style="list-style-type: none"> -512 Entries - DHCP Snooping - ARP Inspection - IPv4 Source Guard: 100 Entries • IPv6-MAC-Port Binding <ul style="list-style-type: none"> -512 Entries - DHCPv6 Snooping - ND Detection - ND Snooping - IPv6 Source Guard: 100 Entries • DoS Defend • DHCP Filter • Static/Dynamic Port Security <ul style="list-style-type: none"> - Up to 64 MAC addresses per port 	<ul style="list-style-type: none"> • Broadcast/Multicast/Unicast Storm Control <ul style="list-style-type: none"> - kbps/ratio/pps control mode • 802.1X <ul style="list-style-type: none"> - Port base authentication - Mac base authentication - VLAN Assignment - MAB - Guest VLAN - Support RADIUS authentication and accountability • AAA (including TACACS+) • Port Isolation • Secure web management through HTTPS with SSLv3/TLS 1.2 • Secure Command Line Interface (CLI) management with SSHv1/SSHv2 • IP/Port/MAC based access control
ISP Features	<ul style="list-style-type: none"> • 802.3ah Ethernet Link OAM (except TL-SG3452) • L2PT (Layer 2 Protocol Tunneling) • DDM (for TL-SG3428 V2.0 & TL-SG3428MP V2.0 & TL-SG3210) 	<ul style="list-style-type: none"> • Device Link Detect Protocol (DLDP) • PPPoE ID Insertion • sFlow (for TL-SG3428 V2.0 & TL-SG3428MP V2.0)
Management	<ul style="list-style-type: none"> • Web-based GUI • Command Line Interface (CLI) through consoleport, telnet • SNMPv1/v2c/v3 <ul style="list-style-type: none"> - Trap/Inform - RMON (1, 2, 3, 9 groups) • SDM Template • DHCP/BOOTP Client • 802.1ab LLDP/LLDP-MED 	<ul style="list-style-type: none"> • DHCP Auto Install • Dual Image, Dual Configuration • CPU Monitoring • Cable Diagnostics • EEE • Password Recovery • SNTP • System Log
IPv6 Support	<ul style="list-style-type: none"> • IPv6 Dual IPv4/IPv6 • Multicast Listener Discovery (MLD) Snooping • IPv6 ACL • IPv6 Interface • Static IPv6 Routing • IPv6 neighbor discovery (ND) • Path maximum transmission unit (MTU) discovery • Internet Control Message Protocol (ICMP) version 6 • TCPv6/UDPv6 	<ul style="list-style-type: none"> • IPv6 applications <ul style="list-style-type: none"> - DHCPv6 Client - Ping6 - Tracert6 - Telnet (v6) - IPv6 SNMP - IPv6 SSH - IPv6 SSL - Http/Https - IPv6 TFTP
MIBs	<ul style="list-style-type: none"> • MIB II (RFC1213) • Interface MIB (RFC2233) • Ethernet Interface MIB (RFC1643) • Bridge MIB (RFC1493) • P/Q-Bridge MIB (RFC2674) • RMON MIB (RFC2819) 	<ul style="list-style-type: none"> • RMON2 MIB (RFC2021) • RADIUS Accounting Client MIB (RFC2620) • RADIUS Authentication Client MIB (RFC2618) • Remote Ping, Traceroute MIB (RFC2925) • Support TP-Link Private MIB

Ordering Information

Host Switch

Model	Description
TL-SG3428	JetStream 24-Port Gigabit L2+ Managed Switch with 4 SFP Slots
TL-SG3428MP	JetStream 28-Port Gigabit L2+ Managed Switch with 24-Port PoE+
TL-SG3452	JetStream 48-Port Gigabit L2 Managed Switch with 4 SFP Slots
TL-SG3452P	JetStream 52-Port Gigabit L2 Managed Switch with 48-Port PoE+
TL-SG3210	JetStream 8-Port Gigabit L2+ Managed Switch with 2 SFP Slots

SFP Modules

Model	Description
TL-SM311LS	Gigabit SFP module, Single-mode, LC interface, Up to 20km distance
TL-SM311LM	Gigabit SFP module, Multi-mode, LC interface, Up to 550m distance
TL-SM321A	Gigabit WDM Bi-Directional SFP Module, single-mode, LC connector, TX: 1550 nm/RX: 1310 nm, 20 km
TL-SM321A-2	Gigabit WDM Bi-Directional SFP Module, single-mode, LC connector, TX: 1550 nm/RX: 1310 nm, 2 km
TL-SM321B	Gigabit WDM Bi-Directional SFP Module, single-mode, LC connector, TX: 1310 nm/RX: 1550 nm, 20 km
TL-SM321B-2	Gigabit WDM Bi-Directional SFP Module, single-mode, LC connector, TX: 1310 nm/RX: 1550 nm, 2 km

MC Series Media Converter

Model	Description
MC210CS	Gigabit Single-Mode Media Converter, up to 20 km, chassis mountable
MC200CM	Gigabit multi-mode SC SFP Transceiver, up to 550 m, chassis mountable
MC200L	Gigabit SFP slot supporting mini-GBIC modules, chassis mountable
TL-MC1400	14-slot power supply chassis for TP-LINK MC Series Media Converter, 19-inch rack-mountable

FC Series Media Converter

Model	Description
TL-FC111A-20	100Mbps Single-Mode WDM Media Converter, up to 20 km, TX:1550nm, RX:1310nm, chassis mountable
TL-FC111B-20	100Mbps Single-Mode WDM Media Converter, up to 20 km, TX:1310nm, RX:1550nm, chassis mountable
TL-FC311A-2	Gigabit Single-Mode WDM Media Converter, up to 2 km, TX:1550nm, RX:1310nm, chassis mountable
TL-FC311B-2	Gigabit Single-Mode WDM Media Converter, up to 2 km, TX:1310nm, RX:1550nm, chassis mountable
TL-FC311A-20	Gigabit Single-Mode WDM Media Converter, up to 20 km, TX:1550nm, RX:1310nm, chassis mountable
TL-FC311B-20	Gigabit Single-Mode WDM Media Converter, up to 20 km, TX:1310nm, RX:1550nm, chassis mountable
TL-FC1400	14-slot power supply chassis for TP-LINK FC Series Media Converter, 19-inch rack-mountable

Some models featured in this guide may be unavailable in your country or region. Visit TP-Link website for local sales information: www.tp-link.com.

PoE budget calculations are based on laboratory testing. Actual PoE power budget is not guaranteed and will vary as a result of client limitations and environmental factors.

Specifications are subject to change without notice. All the brands and product names are trademarks or registered trademarks of their respective holders. © 2020 TP-Link