

Microsoft Teams Rooms System for Large Room

Yealink MVC series are native and easy-to-use video conferencing solutions specially designed for Microsoft Teams rooms. The MVC series provides a full-scene video conference solution to cover all of the meeting rooms from small to large. According to the unique characteristics of the video conferencing room, a high-performance mini-PC is specially released. In the design of mini-PC, it takes into account both aesthetics and practicability, that fully integrating the cable management with itself to provide a flexible and reliable deployment solution for any meeting room. The MVC series features the native Microsoft Teams-tailored user interface that is easy to be operated with close-to-zero learning curve, and you just walk into the meeting room and start your scheduled Teams or Skype for Business meeting with one-touch join. Yealink MVC840 includes two or three VCM34 array microphones (up to 6 units can be connected) and a 4K UVC84 USB PTZ camera with 12x optical zoom to meet the requirements of large meeting room.



One Cable Technology



3-Microphone Array



Yealink Camera Control Plug-in



Auto Framing



Wireless Content Sharing



Device Management



Key Features and Benefits

Native Microsoft Teams-tailored user interface, smooth conference experience

Native Microsoft Teams-tailored user interface offers a one-touch meeting join. Designed with the idea of multi-function all-in-one, the MTouch II touch panel allows you easily perform call control, camera control, content sharing and other functions. At the same time, MTouch II has a built-in Human Motion Sensor that the conference system can be automatically waken up and you can immediately start the conference.

Auto-framing & smart noise proof technology

Yealink UVC84 camera allows for the auto-framing of all participants present at a meeting, freeing your hands and focusing on the meeting itself. Meanwhile, with the Yealink camera control plug-in and camera presets supported, the mechanical pan, tilt and zoom can be easily done quietly in one step. Empowered with 12x optical zoom, UVC84 supports 4K video calls that conducts business to capture everyone in the meeting room clearly. As for the audio, the VCM34 array microphone supports 20ft/360° voice pickup range and works with Yealink Soundbar together to guarantee you a high-quality audio solution. Also, Yealink Noise Proof technology effectively eliminates background distractions and noises that you can enjoy a crystal-clear voice even in a noisy environment.

Content sharing in real time

The unique wireless content sharing solution provides participants with maximum flexibility, that a one-click content sharing can be simply realized by plugging into the WPP20 only. With a high resolution of 1080P/30 frames, it provides users with a better content sharing experience. Besides, the wired content sharing is also available by connecting to the USB-C port or HDMI port.

Simple to deploy, easy to use

With the VCH port, MCore is specially designed for the video meeting rooms that the deployment can be easily extended. At the same time, its all-in-one design with the feature of cable management ensure the stability of the wire connection, and the most appropriate deployment can be achieved according to the layout of the meeting room. One CAT5e is totally enough to connect the TV area and the conference table area and to complete the data transmission and power supply, no additional power supply or extension cable is needed, which not only simplifying the deployment but also effectively reducing deployment costs.

Manage your devices remotely

This solution supports Yealink Device Management Platform/Cloud Service, you can flawlessly manage, monitor, configure, update and diagnose all Yealink audio and video devices peripherals on this platform remotely.

Package Content

- MCore Mini-PC
- MTouch II touch panel
- UVC84 USB PTZ camera
- Two or three VCM34 array microphones (optional)
- One or two Yealink soundbars (optional)
- WPP20 wireless presentation pod (optional)

Preload

- Windows 10 IoT Enterprise X64
- Windows 10 IoT Enterprise License
- Microsoft Teams Rooms App, support Skype for Business on-premise/online and Teams meetings
- Yealink RoomConnect

MCore Mini-PC

- 8th-gen Intel® QUAD-CORE i5
- Memory: 8GB (2 x 4GB)
- Storage: 128GB SSD
- 2 x HDMI video output with CEC supported
- Bluetooth and Wi-Fi
- 1x Yealink VCH port (RJ45), connect to MTouch II
- 4 x USB3.0 Type-A
- 1 x 10/100/1000M Ethernet port
- 1 x Power port
- 1 x Security lock slot
- Integrated cable management

MTouch II touch panel

- 8-inch IPS screen
- 1280 x 800 resolution
- 10-point capacitive touch screen
- 3.5mm headset jack
- Human Motion Sensor
- Angle adjustable bracket (28° ~ 50°)
- 1080P/30FPS FHD for sharing
- Support wired and wireless content sharing
- Built-in Wi-Fi AP for Yealink wireless presentation device
- HDMI/USB-C HD video input

UVC84 USB PTZ Camera

- 4K camera
- 12x optical zoom
- Field of view (diagonal): 80°
- Auto Framing
- Camera presets
- Pan range: 200°
- Tilt range: 130°
- 1 x Line-out (3.5mm)
- 1 x Yealink Microphone port (RJ-45)
- 1 x USB 2.0 Type-B
- 1 x Power port
- 1 x Security lock slot
- 1 x Reset slot

VCM34 Array Microphone

- Built-in 3-microphone array
- 360° 20ft (6-meter) voice pickup range
- Cascade connection up to 6 units
- Mute button with bicolor LED

Yealink Soundbar

- Frequent response: 100Hz - 20KHz
- S/N: ≥70dB
- 1 x Line-in (3.5mm)

Package Features (2 x VCM34)

- N.W/CTN: 10.4Kg
- G.W/CTN: 11.6Kg
- Carton Meas: 595mm x 535mm x 320mm

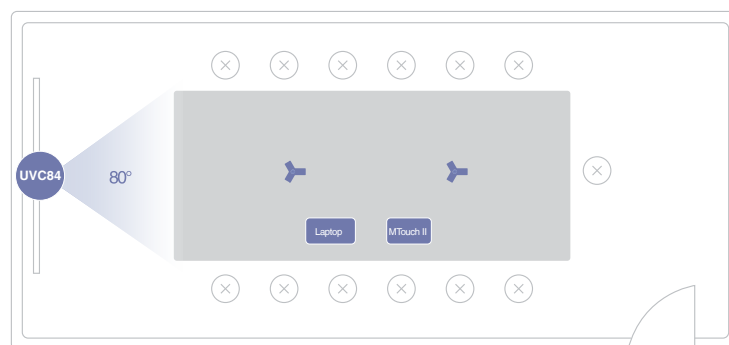
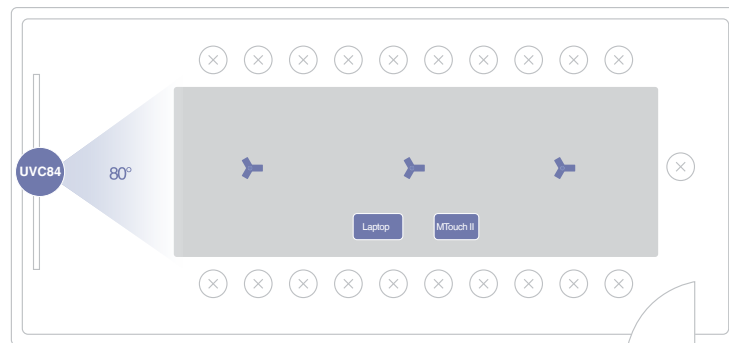
Package Features(3x VCM34)

- N.W/CTN: 12.9Kg
- G.W/CTN: 14.1Kg
- Carton Meas: 595mm x 535mm x 320mm

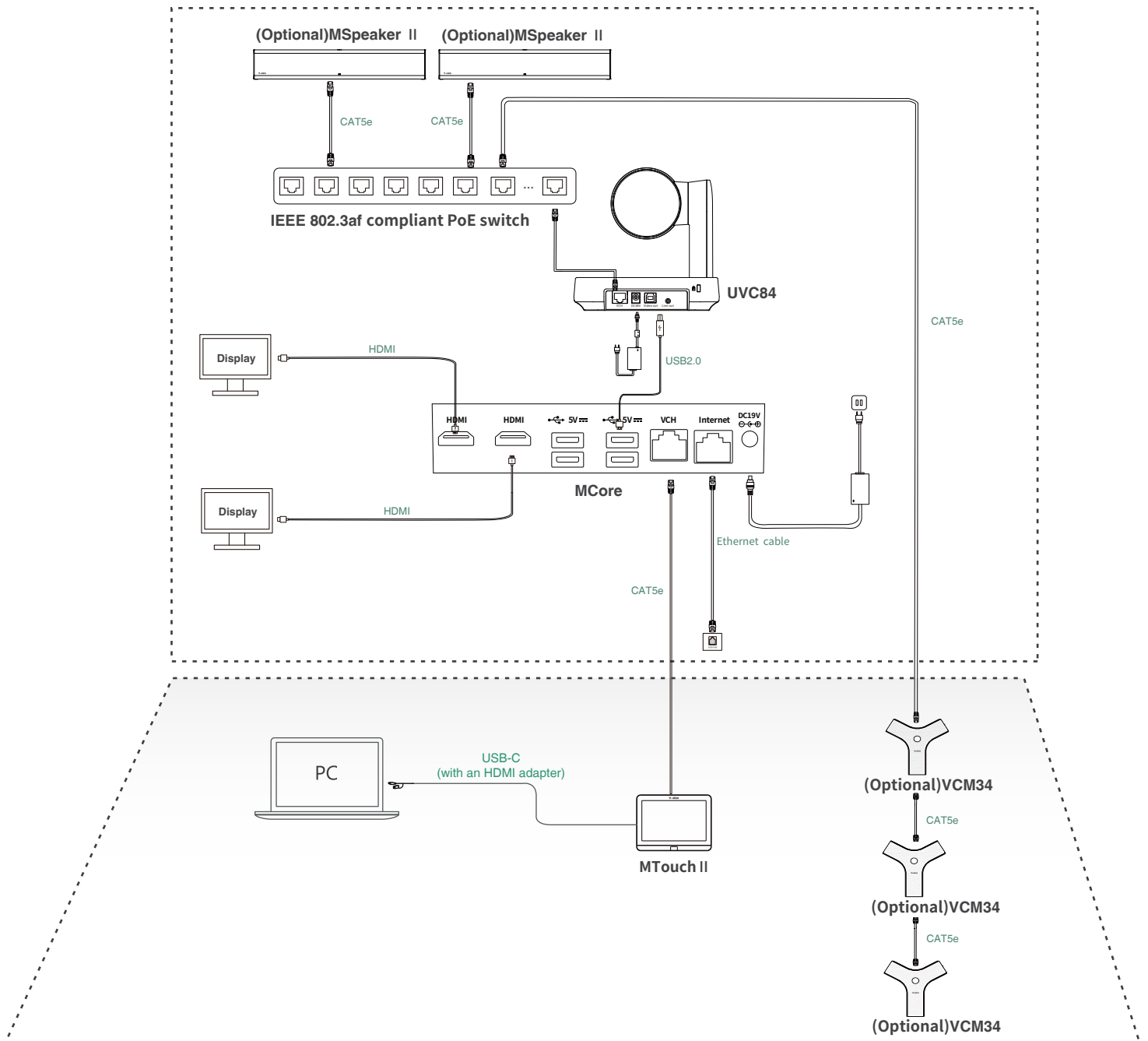
Package Features(without audio)

- N.W/CTN: 6.6Kg
- G.W/CTN: 7.3Kg
- Carton Meas: 595mm x 393mm x 258mm

Scene Graph in a Conference Room



Connection



💡 When starting up the system for the first time, you need to connect a mouse to complete the initial configuration. We recommend using the wireless mouse and keyboard kit.

💡 For more information about the installation and deployment of accessories (for example, the installation of MCore package or the UVC84 camera), refer to the Quick Start Guide of corresponding accessory.