



## Quick Start Guide

Smart Temperature and Humidity Sensor

### Setup Video

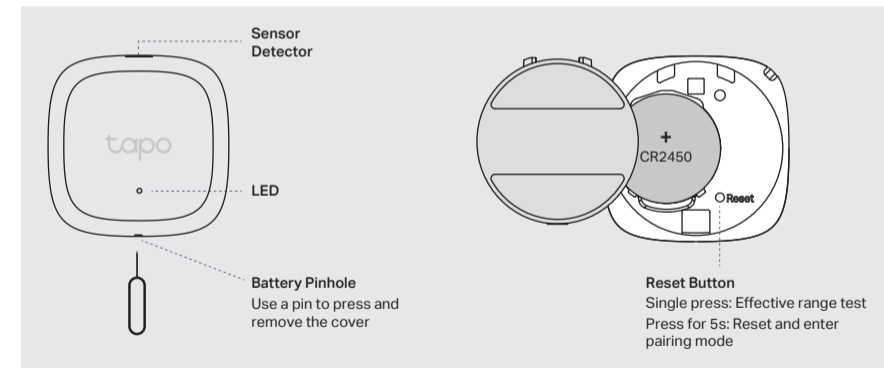
Scan QR code or visit  
<https://www.tp-link.com/support/setup-video/#smart-sensors>



7106510986 REV1.2.0 \*Images may differ from actual products.

## Meet Your Temperature and Humidity Sensor

Measure the temperature and humidity of the environment and send you instant notifications when the environment changes. It is suitable for green houses, bedrooms, nursery, incubators, and wine cellars.



## ! Before You Start

A Tapo Hub is required. Make sure your Tapo Hub is successfully added via the Tapo app.



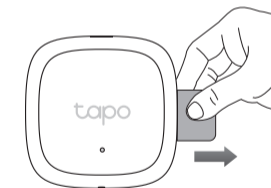
OR



## 1 Power Up Your Sensor

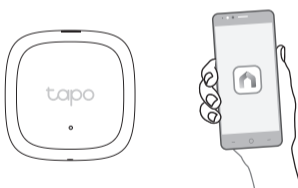
Remove the battery insulation tab to power up your sensor. The LED should blink.

Note: If the LED is not blinking, use a pin to press the Reset button for 5 seconds to reset your sensor and enter pairing mode.



## 2 Set Up Your Sensor

Open the Tapo app and tap the ⊕ button. Select **Sensors** and then your model. Follow the app instructions to complete setup.

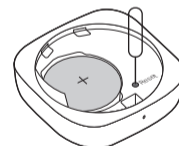


## 3 Test Your Sensor

Take your sensor to the preferred location.

### Option 1

Single press the Reset button. Your hub should make a voice prompt.



### Option 2

Blow on the sensor detector. The temperature and humidity displayed on the Tapo app should change.



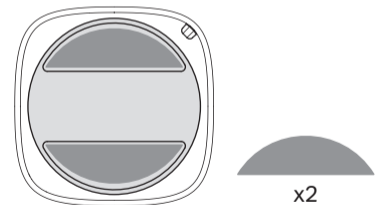
#### 4 Place Your Sensor (The installation height should not be higher than 2 meters.)

##### Option 1: Hang with the Lanyard

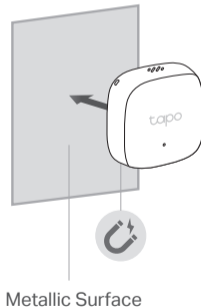


##### Option 2: Use Adhesive Magnets

a. Stick the included adhesive magnets to the back panel.



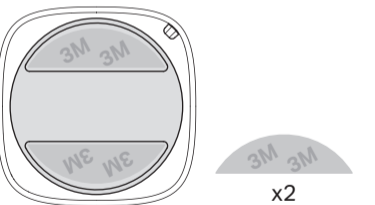
b. Magnetically attach the sensor to metallic surfaces.



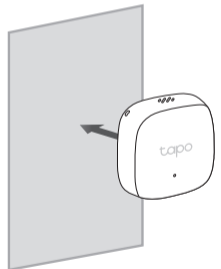
Metallic Surface

##### Option 3: Use 3M Adhesives

a. Stick the included 3M adhesives to the back panel.

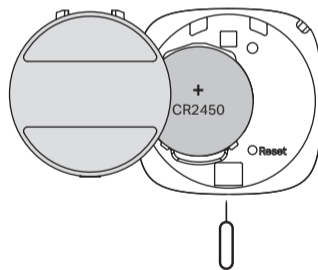


b. Stick the sensor to your preferred location.



#### ? How to replace the battery

1. Use a pin to press and remove the cover.
2. Replace the battery with a fresh cell (battery model: CR2450).
3. Put the cover back.



#### Need some help?

Visit [www.tapo.com/support/](http://www.tapo.com/support/) for technical support, user guides, FAQs, warranty & more

##### CAUTION!

Avoid replacement of a battery with an incorrect type that can defeat a safeguard.  
Avoid disposal of a battery into fire or a hot oven, or mechanically crushing or cutting of a battery, that can result in an explosion.  
Do not leave a battery in an extremely high temperature surrounding environment that can result in an explosion or the leakage of flammable liquid or gas; Do not leave a battery subjected to extremely low air pressure that may result in an explosion or the leakage of flammable liquid or gas.

##### CAUTION: Do not ingest battery, Chemical Burn Hazard

This product contains a coin / button cell battery. If the coin / button cell battery is swallowed, it can cause severe internal burns in just 2 hours and can lead to death.  
Keep new and used batteries away from children.  
If the battery compartment does not close securely, stop using the product and keep it away from children.  
If you think batteries might have been swallowed or placed inside any part of the body, seek immediate medical attention.

##### CAUTION!

Risk of explosion if the battery is replaced by an incorrect type.

Operating Temperature: -20°C (-4°F) ~ 60°C (140°F)

Safety Information  
Keep the device away from water, fire, humidity or hot environments. Do not attempt to disassemble, repair, or modify the device. If you need service, please contact us.

Do not use the device where wireless devices are not allowed. Please read and follow the above safety information when operating the device. We cannot guarantee that no accidents or damage will occur due to improper use of the device. Please use this product with care and operate at your own risk.

TP-Link hereby declares that the device is in compliance with the essential requirements and other relevant provisions of directives 2014/53/EU, 2011/65/EU and (EU) 2015/863.

The original EU declaration of conformity may be found at <https://www.tapo.com/en/support/ce/>

TP-Link hereby declares that the device is in compliance with the essential requirements and other relevant provisions of the Radio Equipment Regulations 2017.

The original UK declaration of conformity may be found at <https://www.tapo.com/support/ukca/>

For EU/UK Region:  
Operating Frequency / Nominal Operating Frequency / Max Output Power:  
863~865MHz / 863.35MHz / 25mW (e.r.p)  
863~865MHz / 864.35MHz / 25mW (e.r.p)  
868~868.6MHz / 868.35MHz / 25mW (e.r.p)



©2024 TP-Link